




REV	DESCRIPTION	DRAWN	DATE



ISOMETRIC VIEW OF THE BOARD

ALUMINIUM FRAMED BOARD SIZES (mm)	
'X' OVERALL	'Y' OVERALL
600	450
900	600
1200	600
1200	900
1200	1200
1500	1200
1800	1200
2100	1200
2400	1200

MATERIAL TYPES
LOOP NYLON
CABA
LUCIA
K BOARD
FRB
COATED STEEL WHITEBOARD
MFC WHITEBOARD
VES WHITEBOARD



Sundeala Ltd.

Middle Mill, Cam, Dursley, Gloucestershire, GL11 5LQ
 t +44(0) 1453 540900 e info@sundeala.co.uk w www.sundeala.co.uk

Client: _____ **Contract:** _____ **Order No:** _____
 This drawing and the subject matter is the property of Sundeala Limited it is to be treated as confidential material and shall not be reproduced, copied or used except to the extent authorized by Sundeala in writing. All copyright, patent and design rights are reserved.

Title: ALUMINIUM FRAMED WALL BOARD
Scale: NTS
Drawn By: ME
Date: 20.06.2017
Appr'd By: .
Date: .

Drq No: SUND-D04 **Rev:** A

